



**INSTANT**

# FACADE SCAFFOLDS

Instant Blitz-Fix

Overview /	3	Scaffolding extensions /	11
Frames /	4	Couplings /	12
Platforms/Decks /	5	Lattice beams /	14
Platforms/Access decks /	6	Braced girders /	15
Stair/Ladder access /	7	Triangular and quad lattice beams /	16
Toe boards /	8	Bridging and suspension systems /	16
Guardrails /	8	Roof guardrail systems /	17
Braces /	9	Scaffold protection tarpaulins and nets /	17
Base platforms /	9	Accessories /	18
Anchorage /	10	Beams /	19
Scaffolding pipes /	10	Storage/transport /	19

## Facade Scaffolds

We offer a modern, modular frame scaffold for facade work. With vertical frames, platforms and guardrails, this scaffold is a sturdy, easy to assemble solution. Facade scaffolds are very well suited for a variety of constructional tasks such as templates work, insulation work, carpentry and window replacement.

Few and simple details makes the INSTANT Blitz-Fix very easy to assemble/disassemble, increases effectivity and reduces costs. Blitz-Fix is constructed in aluminium with very light parts, ensuring safe working conditions high above the ground.

### Standard Features

- TÜF proved and type approval of the Norwegian Directorate of Labour Inspection.
- Quality management certified according to ISO system for development, manufacture, distribution.
- Double railings in aluminium (standard) or single rail in galvanized steel.
- Platform with aluminium tubular profiles and the platform plate in 12 mm slide secure waterproof veneer.
- Access to the platform via platform with hatch and integrated tilted ladder.

### Options

- Out and interior consoles
- Netting grill for extra protection when working on roof tops
- Various types of links
- Review framework for pedestrians
- - etc.



# Frames



Assembly frame

Piece / No.	Height / m	Width / m	Weight / kg
241200	2,00	0,73	9,30
241203	1,50	0,73	7,80
241201	1,00	0,73	6,00
241202	0,66	0,73	4,80



Assembly frame

Piece / No.	Height / m	Width / m	Weight / kg
241304-A	2,00	0,36	8,30
241305-A	1,00	0,36	5,30
241306-A	0,66	0,36	4,00



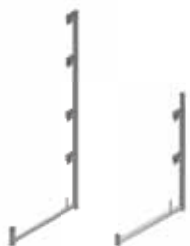
Gantry frame

Piece / No.	Height / m	Width / m	Weight / kg
241014-1	2,20	1,50	31,50



Top end frame

Piece / No.	Height / m	Width / m	Weight / kg
241528-A	1,00	0,73	4,70



Guard rail post (L-frame)

Piece / No.	Height / m	Width / m	Weight / kg
241537-A	1,00	0,73	2,94
241078	2,00	0,73	13,00



Guardrail post / toe board pin

Piece / No.	Height / m	Width / m	Weight / kg
241563-A	1,00		2,30
241179*	2,00		9,50



Guardrail post

Piece / No.	Height / m	Width / m	Weight / kg
241036-A	1,00		2,05

Piece / No.	Length / m	Width / m	Weight / kg	Load class
241505-H	3,07	0,61	23,25	3
241504-H	2,57	0,61	19,86	3
241503-H	2,07	0,61	16,17	3
241502-H	1,57	0,61	12,78	3
241501-H	1,09	0,61	9,24	3
241500-H	0,73	0,61	6,79	3
241499-H	0,50	0,61	5,24	3

Plywood / aluminium deck



Piece / No.	Length / m	Width / m	Weight / kg	Load class
241506-H*	4,14	0,31	19,25	3
241498-H	3,07	0,31	14,77	3
241497-H	2,57	0,31	12,54	4
241496-H	2,07	0,31	10,20	5
241495-H	1,57	0,31	7,96	6

Plywood / aluminium deck



Piece / No.	Length / m	Width / m	Weight / kg	Load class
241108*	4,14	0,32	32,00	3
241010	3,07	0,32	22,20	4
241011*	2,57	0,32	19,00	5
241012*	2,07	0,32	15,50	6
241013*	1,57	0,32	11,90	6
241107*	1,09	0,32	8,60	6
241106*	0,73	0,32	6,20	6

Frame deck - steel bottom



Piece / No.	Length / m	Width / m	Weight / kg	Load class
241505-A*	3,07	0,61	20,96	3
241504-A*	2,57	0,61	17,95	3
241503-A*	2,07	0,61	14,66	4
241502-A*	1,57	0,61	11,65	4

Frame deck - aluminium surface



Piece / No.	Length / m	Width / m	Weight / kg	Load class
243307	3,07	0,61	21,50	3
243257*	2,57	0,61	19,00	5
243207*	2,07	0,61	16,50	6
243157*	1,57	0,61	14,00	6
243109*	1,09	0,61	11,50	6
243073*	0,73	0,61	10,00	6

Frame deck - aluminium surface




Piece / No.	Length / m	Width / m	Weight / kg	Load class
253257*	2,57	0,32	10,50	5
253207*	2,07	0,32	9,00	6
253157*	1,57	0,32	7,50	6

Frame deck - full aluminium coated



Piece / No.	Length / m	Width / m	Weight / kg	Load class
241506-A*	4,14	0,31	18,37	3
241498-A*	3,07	0,31	13,71	3
241497-A*	2,57	0,31	11,68	3
241496-A*	2,07	0,31	9,49	4
241495-A*	1,57	0,31	7,46	4

Frame deck - full aluminium coated



# Platforms/Access decks



Plywood / aluminium access deck with ladder

Piece / No.	Length / m	Width / m	Weight / kg	Load class
241550-H	3,07	0,61	28,24	3
241551-H*	2,57	0,61	24,86	3



Plywood / aluminium access deck

Piece / No.	Length / m	Width / m	Weight / kg	Load class
241552-H	3,07	0,61	23,74	3
241553-H	2,57	0,61	20,35	3
241554-H	2,07	0,61	16,65	3
2415662-H*	1,57	0,61	13,22	3



Plywood / aluminium access deck with telescopic ladder

Piece / No.	Length / m	Width / m	Weight / kg	Load class
241554-H-TL*	2,07	0,61	21,83	3



Access deck with ladder - aluminium surface

Piece / No.	Length / m	Width / m	Weight / kg	Load class
241550-A*	3,07	0,61	26,22	3
241551-A*	2,57	0,61	23,21	3



Access deck without ladder - aluminium surface

Piece / No.	Length / m	Width / m	Weight / kg	Load class
241552-A*	3,07	0,61	21,72	3
241553-A*	2,57	0,61	18,72	4
241554-A*	2,07	0,61	15,42	4
241562-A*	1,57	0,61	12,37	4



Access deck with telescopic ladder - aluminium surface

Piece / No.	Length / m	Width / m	Weight / kg	Load class
241554-A-TL*	2,07	0,61	20,50	3

Piece / No.	Length / m	Width / m	Weight / kg
241579-A	2,15	0,35	4,05

Access leader



Piece / No.	Length / m	Width / m	Weight / kg
241559-1	3,07	0,60	28,94
241559*	2,57	0,60	23,75

Platform stairs



Piece / No.	Length / m	Weight / kg
241560-2-A	3,07	6,00
241560-A*	2,57	5,54

Double guard rail (for stairway)



Piece / No.	Weight / kg
241560-1-A	9,65

Inside guard rail (for stairway)



Piece / No.	Length / m	Width / m	Weight / kg
221147	0,50	0,30	7,00

Step access platform bracket



# Toe boards



Toe board (for longitudinal side)

Piece / No.	Length / m	Width / m	Weight / kg
241030	3,07	0,15	6,30
241031	2,57	0,15	5,50
241032	2,07	0,15	4,80
241033	1,57	0,15	3,40
241111	1,09	0,15	2,20



Toe board (for ends)

Piece / No.	Length / m	Width / m	Weight / kg
241034	0,73	0,15	1,50

# Guardrails



Double guardrail - aluminium

Piece / No.	Length / m	Weight / kg
241558-A	3,07	4,92
241555-A	2,57	4,27
241556-A	2,07	3,39
241557-A	1,57	2,75
241559-A	1,09	2,30
241570-A	0,73	2,00
241571-A	0,50	1,50




Single guardrail - steel

Piece / No.	Length / m	Weight / kg
241016	3,07	5,90
241017*	2,57	4,60
241018*	2,07	3,80
241019*	1,57	2,40
241116*	1,09	2,20
241119*	0,73	1,20



Double end guardrail

Piece / No.	Size	Width / m	Weight / kg
241026	SW 22	0,73	4,00
241026-1*		0,36	3,20



Net protection wall

Piece / No.	Height / m	Width / m	Weight / kg
241075-2*	3,07	2,00	15,00
241076-2*	2,57	2,00	14,00



Piece / No.	Length / m	Weight / kg
241039-K	3,60	8,30
241040-K	3,20	7,00
241041-K	2,80	6,50
241049-2-22	1,77	5,30
241049-3-22*	1,95	5,80

Diagonal brace



Piece / No.	Length / m	Weight / kg
241039-1-N	3,07	13,20
241040-1-N	2,57	10,50
241041-1-N	2,07	9,30

Horizontal brace



# Base platforms

Piece / No.	Length / m	Weight / kg
221515	0,60	2,50
221516	0,78	3,50
221516-1	1,00	4,50

Base jack



Piece / No.	Length / m	Weight / kg
221517	0,50	3,40

Adjustable base plate




Piece / No.	Length / m	Weight / kg
0055	0,20	8,50

Swivel caster with screw



Piece / No.	Length / m	Weight / kg
221046*	0,06	1,10

Base plate



# Anchorage



Wall tie

Piece / No.	Length / m	Weight / kg
221067	0,38	2,50
221068	0,60	2,50
221069	0,95	2,70
221072	1,45	5,70



Wall tie w / coupler

Piece / No.	Length / m	Weight / kg
101-04	0,38	1,91
101-03	0,60	1,91



Wall tie w / fixed key

Piece / No.	Length / m	Weight / kg
101-01	0,60	2,26
101-02	1,10	4,00



Ring screw

Piece / No.	Size	Weight / kg
101-10	ø 15	0,053
101-11	ø 22	0,064

# Scaffolding pipes



Tubes - aluminium

Piece / No.	Length / m	Weight / kg
221526-8,0*	8,25	12,00
221526-6,0*	6,00	9,00
221526-5,5*	5,50	8,30
221526-5,0*	5,00	7,50
221526-4,5*	4,50	6,80
221526-4,0*	4,00	6,00
221526-3,5*	3,50	5,30
221526-3,0*	3,00	4,50
221526-2,5*	2,50	3,80
221526-2,0*	2,00	3,00
221526-1,5*	1,50	2,30
221526-1,0*	1,00	1,50
221526-0,5*	0,50	0,80

# Scaffolding extensions

Piece / No.	Size	Width / m	
241047	SW 22	0,36	

Console bracket



Piece / No.	Size	Width / m	
241048	SW 22	0,73	

Console bracket



Piece / No.	Size	Width / m	
241052	SW 22	0,73	

Console bracket



Piece / No.	Length / m	Weight / kg	
241080	0,73	3,20	

Guard bracket



# Couplings



Normal coupler, SW22

Piece / No.	Size	Weight / kg
221518	SW 22	1,20



Swivel coupler, SW22

Piece / No.	Size	Weight / kg
221519	SW 22	1,40



Half coupler with toe board pin

Piece / No.	Weight / kg
241130-1-22	1,10



Half coupler (for guardrail)

Piece / No.	Weight / kg
241074	1,20



Distance coupler, SW22

Piece / No.	Size	Weight / kg
221146	SW 22	2,00



Half coupler, SW 22

Piece / No.	Size	Weight / kg
221519-22*	SW 22	1,40

Piece / No.	Size	Weight / kg
221131-22*	SW 22	1,00

Carrier coupler, SW22



Piece / No.	Size	Weight / kg
221074-22*	SW 22	0,80

Screw coupler, SW22



Piece / No.	Size	Weight / kg
221132-22*	SW 22	1,80

Square wood coupler, SW22



Piece / No.	Size	Weight / kg
221520-22*	SW 22	1,80

Impulse coupler, SW22



Piece / No.	Size	Weight / kg
221088	SW 22	0,11

Bolt, SW22



Piece / No.	Size	Weight / kg
221089	SW 22	0,04

Stud nut, SW22



# Lattice beams



Aluminium truss

Piece / No.	Length / m	Width / m	Weight / kg
221203	3,25	0,45	3,90
221204	4,25	0,45	16,60
221205	5,25	0,45	20,70
221206	6,25	0,45	24,20
221207	8,25	0,45	31,90



Aluminium truss

Piece / No.	Length / m	Width / m	Weight / kg
221202-0,75*	2,25	0,75	13,73
221203-0,75*	3,25	0,75	19,13
221204-0,75*	4,25	0,75	24,90
221205-0,75*	5,25	0,75	30,67
221206-0,75*	6,25	0,75	36,44
221207-0,75*	7,25	0,75	40,20
221208-0,75*	8,25	0,75	47,97



Aluminium truss

Piece / No.	Length / m	Width / m	Weight / kg
221202-1,00*	2,25	1,00	15,60
221203-1,00*	3,25	1,00	22,27
221204-1,00*	4,25	1,00	28,57
221205-1,00*	5,25	1,00	35,62
221206-1,00*	6,25	1,00	42,29



Heavy duty truss

Piece / No.	Length / m	Width / m	Weight / kg
221059-1*	3,00	0,75	50,00
221059*	4,00	0,75	60,00
221060*	5,00	0,75	75,00
221061*	6,00	0,75	85,00
221062*	7,00	0,75	110,00



Wall connection (for lattice beam)

Piece / No.	Length / m	Width / m	Weight / kg
221150			12,00




Truss reducer


Piece / No.	Length / m	Width / m	Weight / kg
241148-2	1,09		6,40


# Braced girders

Piece / No.	Length / m	Weight / kg	Aluminium transom (for lattice beam)
221148-1	0,73	2,37	

Piece / No.	Weight / kg	Truss section
221148	6,00	

Piece / No.	Length / m	Width / m	Weight / kg	First connector
221058-1	0,66	0,45	8,00	

Piece / No.	Length / m	Width / m	Weight / kg	Bracing
221488*	2,50	0,45	15,00	
221488-1	3,00	0,45	18,00	

Piece / No.	Bilde	Weight / kg	Aluminium truss
221065*	Hooked long	2,50	
221066*	Straight	2,00	
221368*	Hooked short	2,00	

Piece / No.	Length / m	Weight / kg	Heavy duty truss
221129	0,30	1,80	

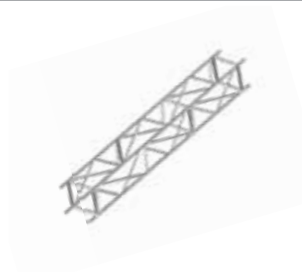
Piece / No.	Length / m	Width / m	Weight / kg	Surface protection
241180*	0,73	0,93	2,00	

## Triangular and quad lattice beams



Aluminium lattice beam, 45 x 45 x 45 cm

Piece / No.	Length / m	Weight / kg
221202-1*	2,25	16,70
221203	3,25	24,60
221204-1*	4,25	30,80
221205-1*	5,25	38,70
221206	6,25	44,70
221207	7,25	52,70



Aluminium lattice beam, 45 x 45 x 45 x 45 cm

Piece / No.	Length / m	Weight / kg
221202-2*	2,25	22,30
221203-2*	3,25	32,80
221204-2*	4,25	41,10
221205-2*	5,25	51,60
221206-2*	6,25	59,80
221207-2*	7,25	70,30
221208-2*	8,25	78,60



Triangular support

Piece / No.	Length / m	Kapasitet k/N	Weight / kg
221082*	3,00	111	40,00
221083*	4,00	102	53,00
221084*	5,00	92	65,00
221085*	6,00	82	75,00



Triangular base plate

Piece / No.	Weight / kg
221086*	6,00

## Bridging and suspension systems



Aluminium bar

Piece / No.	Length / m	Width / m	Weight / kg
222952*	4,12	0,60	34,65
222951*	5,20	0,60	42,74
222950*	6,00	0,60	48,87
222953*	7,20	0,60	74,87
222949*	8,00	0,60	82,66



For aluminium bridge railing post with wedge box (included threaded rod)

Piece / No.	Length / m	Weight / kg
222966-KE*	1,00	2,00



Tilt protection

Piece / No.	Length / m	Weight / kg
222955*	0,25	1,30



# Roof guardrail systems

Piece / No.	Weight / kg
68010-K	5,70
68010-KE	6,20

Guard rail post  
Corner guard rail post

(to be used with side guardrails, see page 8)



Piece / No.	Weight / kg
68010-B	25,00

Concrete weight



Piece / No.	Weight / kg
68010-RS	1,00

Safety device (against back sliding)



Piece / No.	Length / m	Weight / kg
68010-A	3,00	13,30


Reinforcement frame



# Scaffold protection tarpaulins and nets


Piece / No.	Size / m <sup>2</sup>	Grammage g/m <sup>2</sup>	Weight / kg
101-19	160 (3,2 x 50)	50,00	8,00
101-20	160 (3,2 x 50)	70,00	8,50
101-21	160 (3,2 x 50)	120,00	19,20

Scaffold net



Piece / No.	Size / m <sup>2</sup>	Grammage g/m <sup>2</sup>	Weight / kg
101-30	64 (3,2 x 20)	230,00	12,00

Scaffold sheeting



Piece / No.	Qty.	Weight / kg
101-23	100	0,25

Elastic ties



# Accessories



Wrench

Piece / No.	Size / mm	Weight / kg
101-51	19/22	0.5



Hammer

Piece / No.	Weight / kg
101-50	0.6



Safety card  
Safety card holder

Piece / No.
SCA90033A
SCA90033B



Lashing system (two-piece ratchet)

Piece / No.	Kapasitet / kg
102-01	4000
102-02	1500



Pig tail pin (locking clip)

Piece / No.	Weight / kg
241045	0,10




Hoist bracket

Piece / No.	Weight / kg
221091	5,30



Hoist wheel

Piece / No.	Weight / kg
221541	3,40

Piece / No.	Width / m	Weight / kg	Adapter (for platform)
241561	0,73	1,40	

Piece / No.	Width / m	Weight / kg	Intermediate transom
241050	0,73	3,90	

Piece / No.	Length / m	Weight / kg	U-bar truss
241123*	3,07	5,90	
241122*	2,57	4,60	
241121*	2,07	3,80	
241120*	1,57	2,40	
241125*	1,09	2,20	
241124*	0,73	1,20	

# Storage/transport

Piece / No.	Weight / kg	Universal pallet
101-40	20,00	

Piece / No.	Weight / kg	Assembly frame pin pallet
61030*	15,30	

## Your decision for an Instant quick-assembly scaffold means:

- Economic efficiency thanks to quick assembly and disassembly
- Technically sophisticated materials with a long service life



### Norway

Tel.: +47 23 19 11 00

info@instant.no

### Lithuania

Tel.: +370 5 233 1096

info@instant.lt

### Latvia

Tel.: + 371 263 58 152

info@instantlatvija.lv

### Estonia

Tel.: +372 680 76 33

info@instant.ee

**INSTANT**  
Our Quality - your safety!

[www.instant.no](http://www.instant.no)